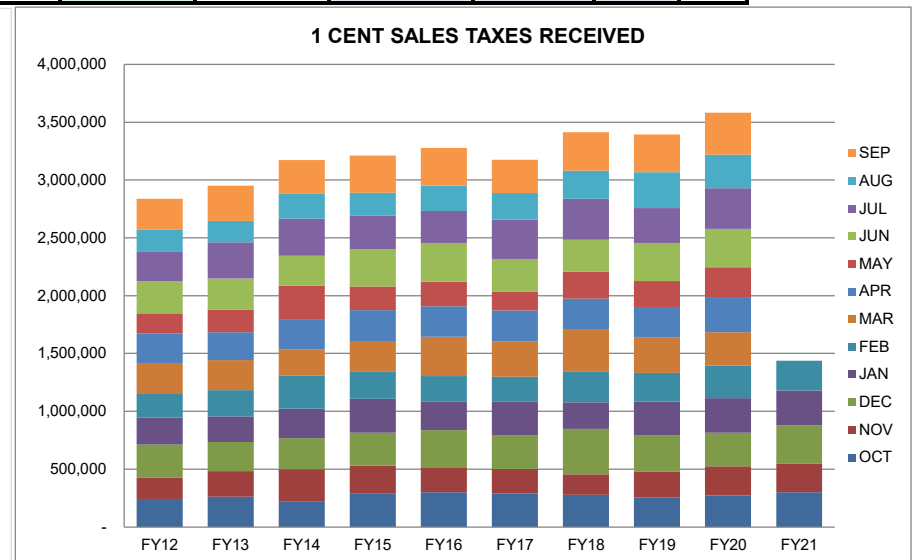
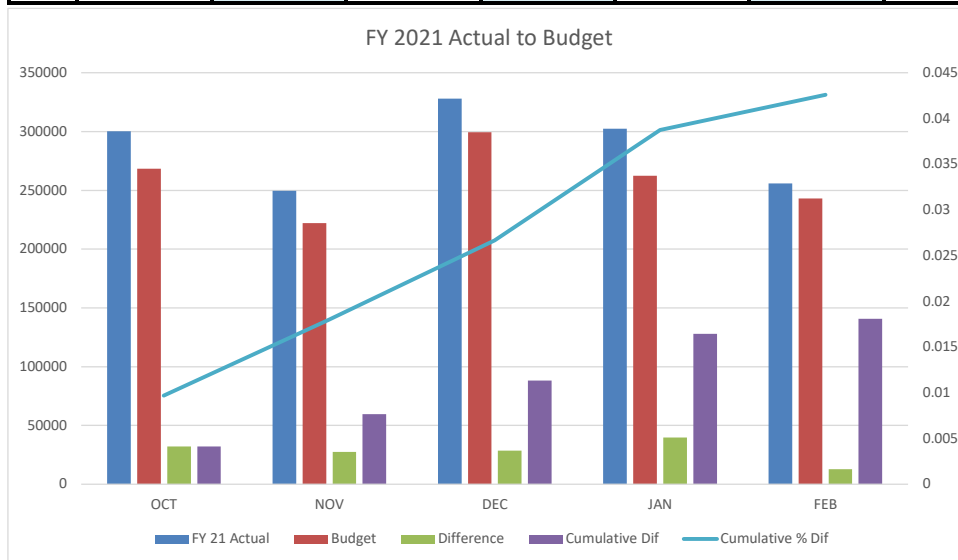


CITY OF WARRENSBURG *1 CENT SALES TEN YEAR COMPARISON



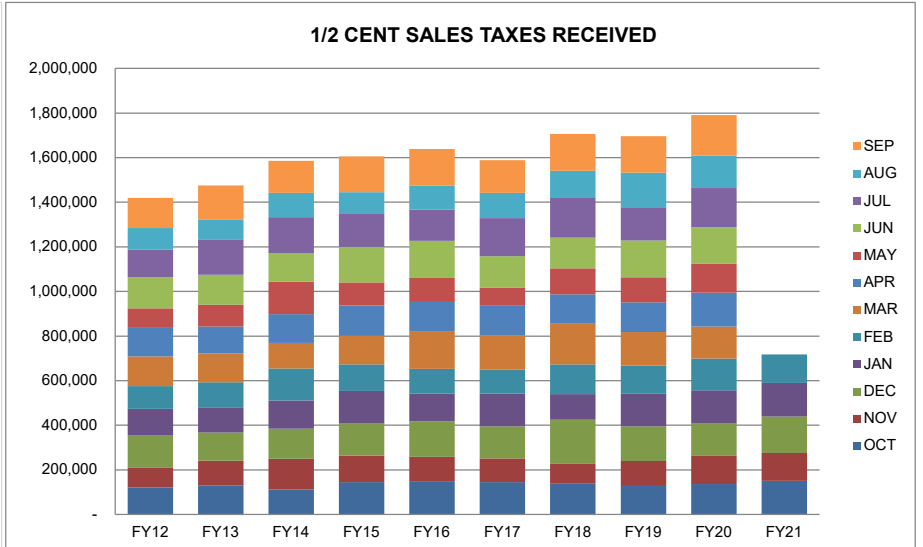
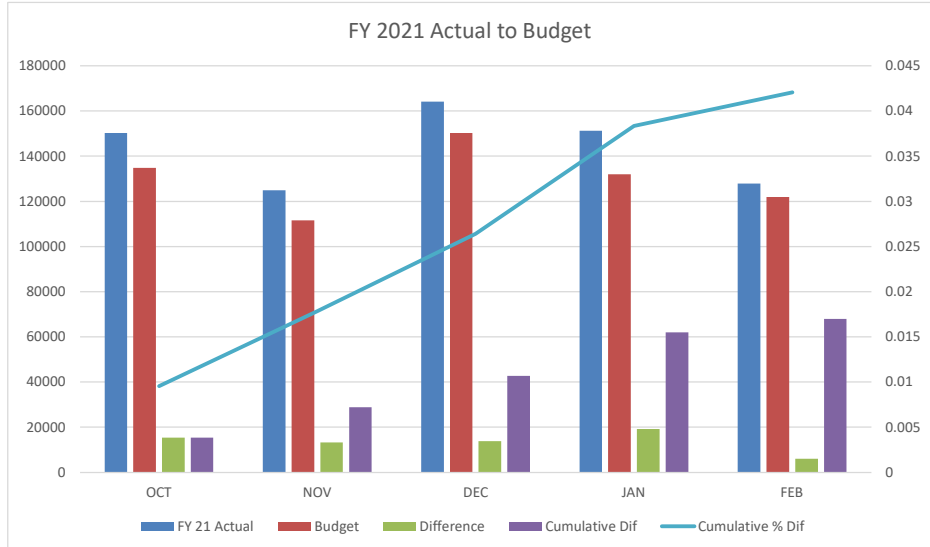
	FY12	FY13	FY14	FY15	FY16	FY17	FY18	FY19	FY20	FY21	CHANGE	%	
OCT	\$ 241,663.14	\$ 262,395.96	\$ 223,965.81	\$ 291,309.52	\$ 300,352.02	\$ 290,432.91	\$ 277,035.30	\$ 255,230.99	\$ 272,805.07	\$ 300,458.97	\$ 27,653.90	10.14%	OCT
NOV	\$ 182,051.90	\$ 220,033.60	\$ 276,423.19	\$ 238,145.41	\$ 216,601.32	\$ 211,424.44	\$ 177,540.63	\$ 224,863.87	\$ 252,813.76	\$ 249,727.09	\$ (3,086.67)	-1.22%	NOV
DEC	\$ 289,597.56	\$ 252,544.84	\$ 267,827.30	\$ 285,374.94	\$ 319,019.14	\$ 288,310.36	\$ 394,139.78	\$ 310,872.00	\$ 289,360.40	\$ 328,164.17	\$ 38,803.77	13.41%	DEC
JAN	\$ 233,058.35	\$ 220,025.84	\$ 255,013.31	\$ 294,539.60	\$ 250,241.32	\$ 296,111.08	\$ 229,462.01	\$ 292,370.18	\$ 298,640.41	\$ 302,411.04	\$ 3,770.63	1.26%	JAN
FEB	\$ 203,878.27	\$ 229,347.32	\$ 285,929.58	\$ 238,250.72	\$ 219,096.17	\$ 213,215.16	\$ 269,203.71	\$ 250,206.62	\$ 283,194.65	\$ 255,833.14	\$ (27,361.51)	-9.66%	FEB
MAR	\$ 267,574.99	\$ 258,746.18	\$ 229,349.91	\$ 253,219.95	\$ 339,600.73	\$ 307,664.21	\$ 363,836.04	\$ 301,978.15	\$ 287,995.37				MAR
APR	\$ 254,868.76	\$ 241,309.70	\$ 259,439.94	\$ 273,340.61	\$ 261,812.55	\$ 264,157.95	\$ 263,457.37	\$ 266,940.73	\$ 304,660.70				APR
MAY	\$ 174,935.23	\$ 196,492.75	\$ 288,104.51	\$ 205,450.09	\$ 214,086.04	\$ 161,834.43	\$ 233,179.18	\$ 223,472.98	\$ 256,519.11				MAY
JUN	\$ 279,936.42	\$ 267,505.55	\$ 258,915.52	\$ 319,728.73	\$ 334,068.59	\$ 283,382.60	\$ 275,050.27	\$ 330,656.99	\$ 332,114.88				JUN
JUL	\$ 249,964.18	\$ 312,893.75	\$ 321,626.49	\$ 294,159.03	\$ 278,860.86	\$ 341,411.81	\$ 354,778.37	\$ 299,913.52	\$ 350,318.42				JUL
AUG	\$ 190,637.98	\$ 186,223.91	\$ 218,005.63	\$ 195,901.22	\$ 217,673.85	\$ 228,583.89	\$ 243,192.76	\$ 309,680.96	\$ 289,925.95				AUG
SEP	\$ 269,733.79	\$ 303,619.30	\$ 286,494.71	\$ 320,967.17	\$ 325,860.80	\$ 289,997.56	\$ 331,796.69	\$ 327,373.20	\$ 364,540.92				SEP
TOTAL	\$ 2,837,900.57	\$ 2,951,138.70	\$ 3,171,095.90	\$ 3,210,386.99	\$ 3,277,273.39	\$ 3,176,526.40	\$ 3,412,672.11	\$ 3,393,560.19	\$ 3,582,889.64	\$ 1,436,594.41	\$ 39,780.12	2.85%	TOTAL



CITY OF WARRENSBURG *1/2 CENT SALES TEN YEAR COMPARISON



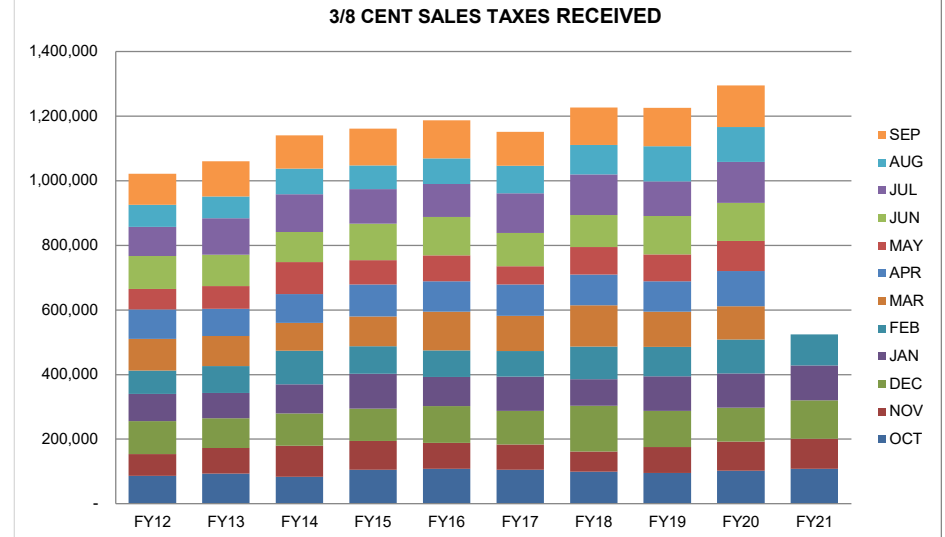
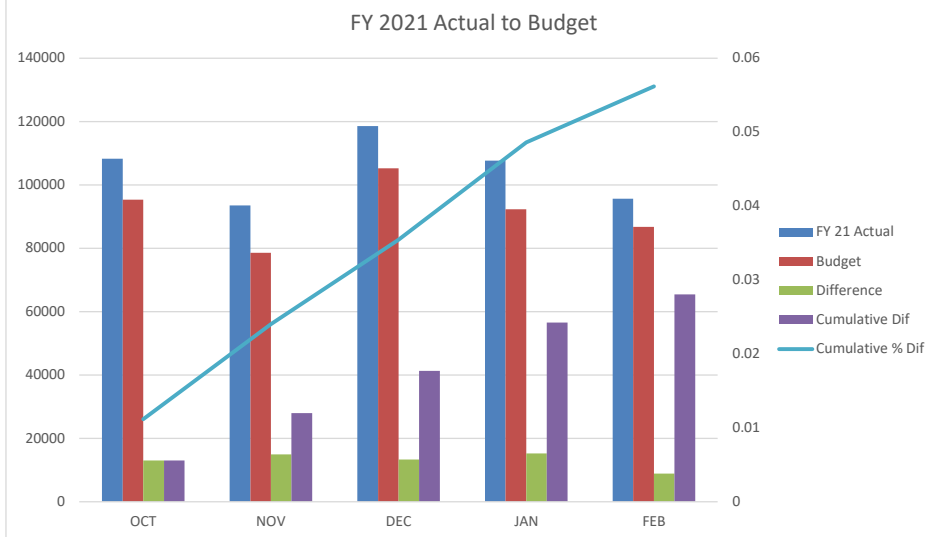
	FY12	FY13	FY14	FY15	FY16	FY17	FY18	FY19	FY20	FY21	CHANGE	%	
OCT	\$ 120,831.68	\$ 131,197.84	\$ 111,983.09	\$ 145,654.68	\$ 150,176.28	\$ 145,216.65	\$ 138,517.76	\$ 127,615.00	\$ 136,402.77	\$ 150,229.29	\$ 13,826.52	10.14%	OCT
NOV	\$ 91,025.98	\$ 110,016.80	\$ 138,211.48	\$ 119,072.69	\$ 108,300.84	\$ 105,712.23	\$ 88,769.99	\$ 112,432.06	\$ 126,406.61	\$ 124,863.50	\$ (1,543.11)	-1.22%	NOV
DEC	\$ 144,798.86	\$ 126,272.31	\$ 133,913.51	\$ 142,687.52	\$ 159,509.74	\$ 144,155.35	\$ 197,069.71	\$ 155,435.62	\$ 144,680.41	\$ 164,082.36	\$ 19,401.95	13.41%	DEC
JAN	\$ 116,528.87	\$ 110,013.12	\$ 127,506.60	\$ 147,270.08	\$ 125,120.62	\$ 148,055.79	\$ 114,731.10	\$ 146,185.47	\$ 149,320.16	\$ 151,205.65	\$ 1,885.49	1.26%	JAN
FEB	\$ 101,939.20	\$ 114,673.58	\$ 142,964.83	\$ 119,125.33	\$ 109,548.28	\$ 106,607.60	\$ 134,601.87	\$ 125,103.08	\$ 141,597.20	\$ 127,916.48	\$ (13,680.72)	-9.66%	FEB
MAR	\$ 133,791.41	\$ 129,373.00	\$ 114,669.70	\$ 126,605.69	\$ 169,800.49	\$ 153,829.54	\$ 181,918.09	\$ 150,989.42	\$ 143,997.60				MAR
APR	\$ 127,424.88	\$ 120,648.44	\$ 129,717.13	\$ 136,670.24	\$ 130,906.51	\$ 132,079.16	\$ 131,728.51	\$ 133,470.43	\$ 152,330.50				APR
MAY	\$ 87,466.47	\$ 98,246.54	\$ 144,052.54	\$ 102,725.05	\$ 107,034.41	\$ 80,917.38	\$ 116,589.61	\$ 111,736.23	\$ 128,259.80				MAY
JUN	\$ 139,953.69	\$ 133,753.04	\$ 129,451.06	\$ 159,864.25	\$ 167,028.61	\$ 141,291.28	\$ 137,525.10	\$ 165,328.46	\$ 166,057.35				JUN
JUL	\$ 124,982.01	\$ 156,445.40	\$ 160,813.34	\$ 147,079.69	\$ 139,430.42	\$ 170,695.02	\$ 177,389.18	\$ 149,956.62	\$ 175,159.33				JUL
AUG	\$ 95,319.04	\$ 93,111.83	\$ 109,002.66	\$ 97,950.67	\$ 108,836.84	\$ 114,281.02	\$ 121,596.73	\$ 154,840.48	\$ 144,963.46				AUG
SEP	\$ 134,867.11	\$ 151,804.17	\$ 143,247.57	\$ 160,483.47	\$ 162,930.65	\$ 144,998.94	\$ 165,898.45	\$ 163,687.09	\$ 182,270.64				SEP
TOTAL	\$ 1,418,929.20	\$ 1,475,556.07	\$ 1,585,533.51	\$ 1,605,189.36	\$ 1,638,623.69	\$ 1,587,839.96	\$ 1,706,336.10	\$ 1,696,779.96	\$ 1,791,445.83	\$ 718,297.28	\$ 19,890.13	2.85%	TOTAL



CITY OF WARRENSBURG *3/8 CENT SALES TEN YEAR COMPARISON



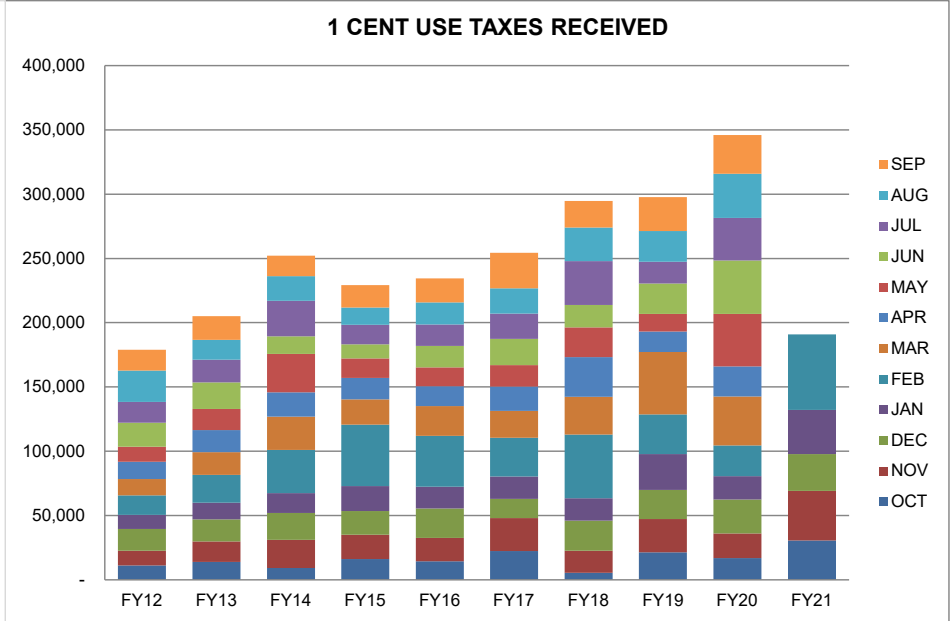
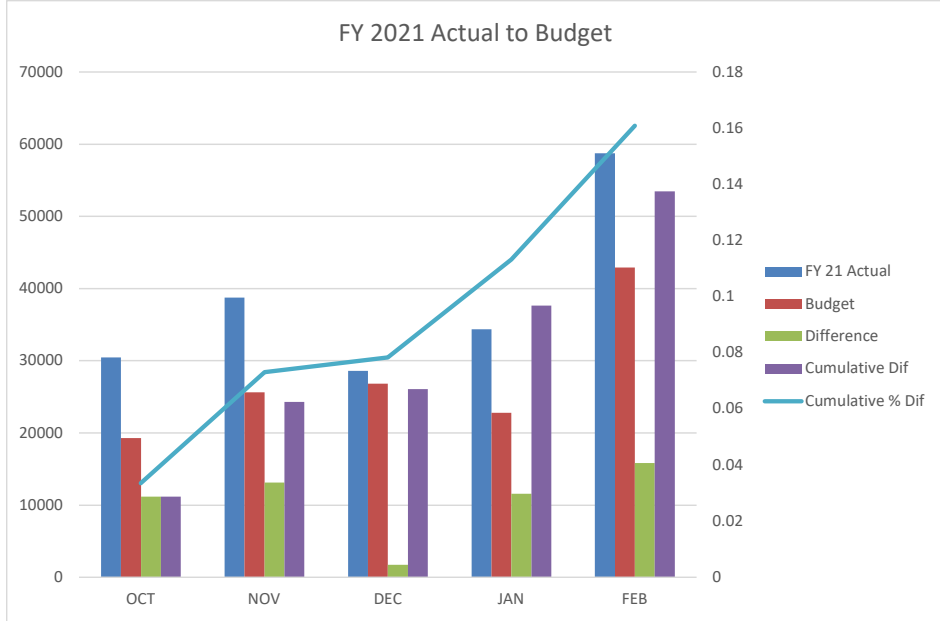
	FY12	FY13	FY14	FY15	FY16	FY17	FY18	FY19	FY20	FY21	CHANGE	%	
OCT	\$ 86,189.33	\$ 93,465.69	\$ 83,936.23	\$ 105,422.83	\$ 107,993.82	\$ 105,377.24	\$ 99,242.10	\$ 95,187.99	\$ 102,214.37	\$ 108,347.15	\$ 6,132.78	6.00%	OCT
NOV	\$ 67,637.85	\$ 78,992.03	\$ 95,992.27	\$ 88,737.16	\$ 80,964.79	\$ 78,354.36	\$ 62,317.52	\$ 80,365.11	\$ 90,462.83	\$ 93,541.33	\$ 3,078.50	3.40%	NOV
DEC	\$ 102,057.84	\$ 91,997.57	\$ 100,103.74	\$ 100,560.75	\$ 113,408.87	\$ 104,098.29	\$ 141,643.09	\$ 112,288.75	\$ 104,462.03	\$ 118,627.53	\$ 14,165.50	13.56%	DEC
JAN	\$ 84,469.04	\$ 78,689.20	\$ 90,220.18	\$ 107,726.80	\$ 90,666.80	\$ 105,762.86	\$ 82,643.20	\$ 106,763.75	\$ 106,744.46	\$ 107,678.95	\$ 934.49	0.88%	JAN
FEB	\$ 72,484.04	\$ 83,486.85	\$ 103,219.69	\$ 85,148.34	\$ 82,150.10	\$ 79,204.48	\$ 100,682.66	\$ 91,262.55	\$ 104,477.05	\$ 95,693.61	\$ (8,783.44)	-8.41%	FEB
MAR	\$ 97,609.07	\$ 92,583.73	\$ 85,991.73	\$ 91,879.55	\$ 119,713.66	\$ 108,704.25	\$ 127,429.96	\$ 108,917.98	\$ 103,563.12				MAR
APR	\$ 91,179.39	\$ 84,330.44	\$ 89,923.49	\$ 99,288.84	\$ 93,822.27	\$ 97,331.52	\$ 95,571.47	\$ 93,935.98	\$ 108,681.88				APR
MAY	\$ 63,071.14	\$ 70,707.30	\$ 98,496.17	\$ 74,867.23	\$ 80,275.00	\$ 56,525.77	\$ 84,712.82	\$ 83,571.09	\$ 92,402.04				MAY
JUN	\$ 102,100.92	\$ 96,244.12	\$ 93,367.55	\$ 113,081.19	\$ 118,727.93	\$ 102,978.01	\$ 98,968.83	\$ 118,436.96	\$ 118,673.74				JUN
JUL	\$ 90,305.51	\$ 113,223.39	\$ 116,755.95	\$ 107,530.80	\$ 102,127.07	\$ 123,032.59	\$ 126,639.46	\$ 107,033.56	\$ 126,859.66				JUL
AUG	\$ 68,553.90	\$ 67,134.73	\$ 79,002.18	\$ 72,948.55	\$ 79,230.19	\$ 84,598.76	\$ 90,330.78	\$ 108,381.89	\$ 107,147.20				AUG
SEP	\$ 96,171.11	\$ 109,587.86	\$ 103,401.28	\$ 113,775.48	\$ 117,872.86	\$ 105,337.95	\$ 115,936.67	\$ 118,895.27	\$ 128,894.15				SEP
TOTAL	\$ 1,021,829.14	\$ 1,060,442.91	\$ 1,140,410.46	\$ 1,160,967.52	\$ 1,186,953.36	\$ 1,151,306.08	\$ 1,226,118.56	\$ 1,225,040.88	\$ 1,294,582.53	\$ 523,888.57	\$ 15,527.83	3.05%	TOTAL



CITY OF WARRENSBURG 1 CENT USE TEN YEAR COMPARISON



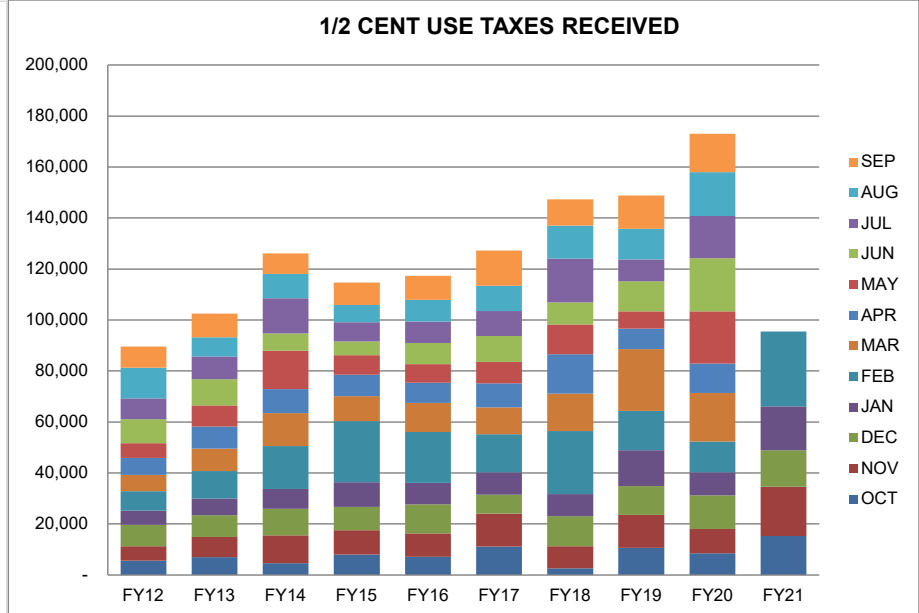
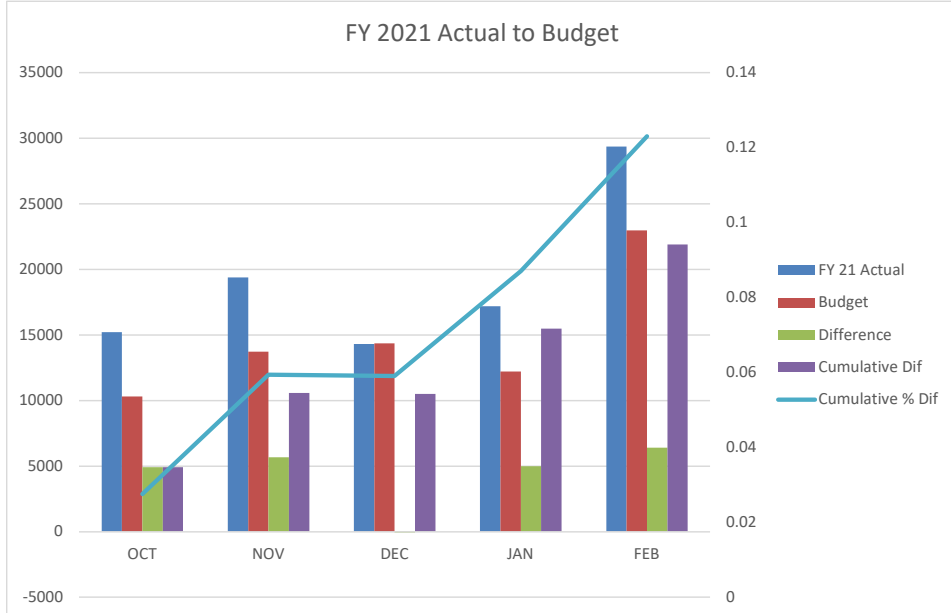
	FY12	FY13	FY14	FY15	FY16	FY17	FY18	FY19	FY20	FY21	CHANGE	%	
OCT	\$ 11,056.06	\$ 13,900.06	\$ 9,143.52	\$ 15,961.68	\$ 14,297.21	\$ 22,204.92	\$ 5,257.26	\$ 21,217.49	\$ 16,912.14	\$ 30,442.72	\$ 13,530.58	80.01%	OCT
NOV	\$ 11,525.73	\$ 15,955.74	\$ 21,934.11	\$ 19,083.78	\$ 18,292.66	\$ 25,830.18	\$ 17,327.71	\$ 25,983.82	\$ 19,195.17	\$ 38,756.77	\$ 19,561.60	101.91%	NOV
DEC	\$ 16,808.54	\$ 17,075.51	\$ 20,893.01	\$ 18,277.23	\$ 22,768.53	\$ 14,826.63	\$ 23,477.96	\$ 22,575.35	\$ 26,302.28	\$ 28,603.23	\$ 2,300.95	8.75%	DEC
JAN	\$ 10,964.18	\$ 13,072.57	\$ 15,384.22	\$ 19,412.67	\$ 16,908.80	\$ 17,578.20	\$ 17,230.49	\$ 28,100.11	\$ 18,103.13	\$ 34,373.00	\$ 16,269.87	89.87%	JAN
FEB	\$ 15,326.27	\$ 21,592.46	\$ 33,738.68	\$ 47,815.98	\$ 39,738.90	\$ 29,977.33	\$ 49,539.04	\$ 30,780.41	\$ 24,052.68	\$ 58,743.64	\$ 34,690.96	144.23%	FEB
MAR	\$ 12,687.35	\$ 17,579.43	\$ 25,803.07	\$ 19,731.46	\$ 23,052.54	\$ 20,953.42	\$ 29,507.54	\$ 48,533.97	\$ 38,085.61				MAR
APR	\$ 13,464.09	\$ 17,199.63	\$ 18,897.80	\$ 16,811.78	\$ 15,592.06	\$ 18,874.61	\$ 30,779.50	\$ 15,976.62	\$ 23,279.45				APR
MAY	\$ 11,539.63	\$ 16,520.19	\$ 30,031.20	\$ 15,257.19	\$ 14,694.11	\$ 16,758.71	\$ 23,208.09	\$ 13,624.85	\$ 40,807.72				MAY
JUN	\$ 18,872.40	\$ 20,623.89	\$ 13,515.76	\$ 10,750.07	\$ 16,553.81	\$ 20,400.29	\$ 17,490.23	\$ 23,647.66	\$ 41,580.86				JUN
JUL	\$ 16,234.34	\$ 17,766.36	\$ 27,751.05	\$ 15,201.88	\$ 16,793.68	\$ 19,675.12	\$ 34,222.43	\$ 17,019.56	\$ 33,127.28				JUL
AUG	\$ 24,256.14	\$ 15,313.50	\$ 19,162.04	\$ 13,467.18	\$ 17,022.58	\$ 19,792.30	\$ 26,103.60	\$ 23,925.48	\$ 34,443.17				AUG
SEP	\$ 16,342.89	\$ 18,390.66	\$ 15,902.92	\$ 17,496.69	\$ 18,779.33	\$ 27,510.52	\$ 20,514.14	\$ 26,288.22	\$ 30,188.45				SEP
TOTAL	\$179,077.62	\$204,990.00	\$252,157.38	\$229,267.59	\$234,494.21	\$254,382.23	\$294,657.99	\$297,673.54	\$346,077.94	\$190,919.36	\$ 86,353.96	82.58%	TOTAL



CITY OF WARRENSBURG 1/2 CENT USE TEN YEAR COMPARISON



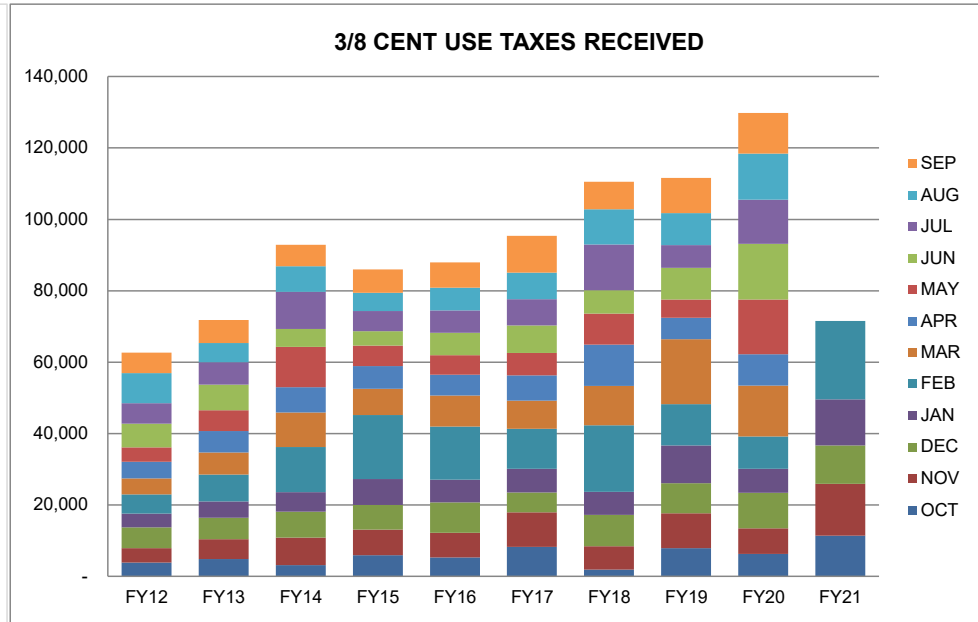
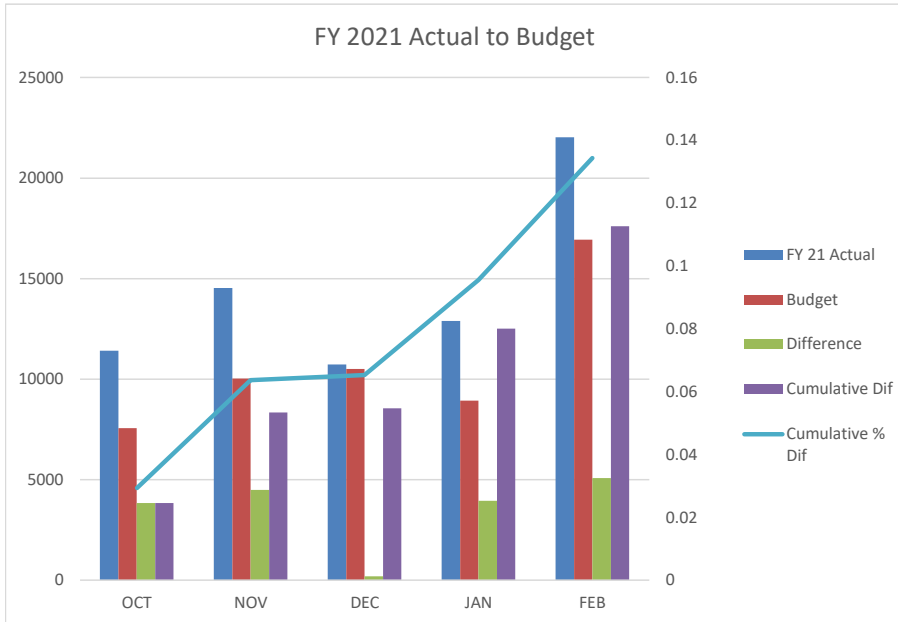
	FY12	FY13	FY14	FY15	FY16	FY17	FY18	FY19	FY20	FY21	CHANGE	%	
OCT	\$ 5,527.00	\$ 6,948.75	\$ 4,570.92	\$ 7,982.34	\$ 7,149.94	\$ 11,104.54	\$ 2,629.12	\$ 10,610.74	\$ 8,457.66	\$ 15,224.22	\$ 6,766.56	80.01%	OCT
NOV	\$ 5,761.80	\$ 7,976.39	\$ 10,965.03	\$ 9,543.68	\$ 9,148.04	\$ 12,917.51	\$ 8,665.48	\$ 12,994.35	\$ 9,599.39	\$ 19,382.02	\$ 9,782.63	101.91%	NOV
DEC	\$ 8,402.72	\$ 8,536.18	\$ 10,444.57	\$ 9,140.33	\$ 11,386.40	\$ 7,414.70	\$ 11,741.19	\$ 11,289.79	\$ 13,153.60	\$ 14,304.30	\$ 1,150.70	8.75%	DEC
JAN	\$ 5,481.08	\$ 6,535.08	\$ 7,690.69	\$ 9,708.15	\$ 8,455.98	\$ 8,790.75	\$ 8,616.86	\$ 14,052.69	\$ 9,053.27	\$ 17,189.72	\$ 8,136.45	89.87%	JAN
FEB	\$ 7,661.71	\$ 10,794.23	\$ 16,872.50	\$ 23,912.47	\$ 19,873.18	\$ 14,991.48	\$ 24,774.16	\$ 15,393.09	\$ 12,028.59	\$ 29,377.33	\$ 17,348.74	144.23%	FEB
MAR	\$ 6,342.50	\$ 8,788.09	\$ 12,903.96	\$ 9,867.58	\$ 11,528.43	\$ 10,478.67	\$ 14,756.54	\$ 24,271.54	\$ 19,046.38				MAR
APR	\$ 6,730.80	\$ 8,598.23	\$ 9,450.67	\$ 8,407.47	\$ 7,797.49	\$ 9,439.07	\$ 15,392.63	\$ 7,989.81	\$ 11,641.90				APR
MAY	\$ 5,768.75	\$ 8,258.57	\$ 15,018.42	\$ 7,630.03	\$ 7,348.43	\$ 8,380.93	\$ 11,606.22	\$ 6,813.70	\$ 20,407.69				MAY
JUN	\$ 9,434.45	\$ 10,310.04	\$ 6,759.15	\$ 5,376.05	\$ 8,278.46	\$ 10,202.06	\$ 8,746.75	\$ 11,826.04	\$ 20,794.33				JUN
JUL	\$ 8,115.67	\$ 8,881.54	\$ 13,878.12	\$ 7,602.37	\$ 8,398.42	\$ 9,839.40	\$ 17,114.42	\$ 8,511.38	\$ 16,566.74				JUL
AUG	\$ 12,125.82	\$ 7,655.33	\$ 9,582.82	\$ 6,734.85	\$ 8,512.89	\$ 9,898.00	\$ 13,054.25	\$ 11,964.98	\$ 17,224.82				AUG
SEP	\$ 8,169.93	\$ 9,193.63	\$ 7,952.95	\$ 8,749.98	\$ 9,391.42	\$ 13,757.84	\$ 10,259.00	\$ 13,146.57	\$ 15,097.06				SEP
TOTAL	\$ 89,522.23	\$102,476.06	\$126,089.80	\$114,655.30	\$117,269.08	\$127,214.95	\$147,356.62	\$148,864.68	\$173,071.43	\$ 95,477.59	\$ 43,185.08	82.58%	TOTAL



CITY OF WARRENSBURG 3/8 CENT USE TEN YEAR COMPARISON



	FY12	FY13	FY14	FY15	FY16	FY17	FY18	FY19	FY20	FY21	CHANGE	%	
OCT	\$ 3,872.18	\$ 4,868.24	\$ 3,202.35	\$ 5,986.01	\$ 5,361.79	\$ 8,327.37	\$ 1,971.59	\$ 7,957.06	\$ 6,342.45	\$ 11,416.73	\$ 5,074.28	80.01%	OCT
NOV	\$ 4,036.67	\$ 5,588.20	\$ 7,682.01	\$ 7,156.86	\$ 6,860.18	\$ 9,686.92	\$ 6,498.29	\$ 9,744.54	\$ 7,198.64	\$ 14,534.70	\$ 7,336.06	101.91%	NOV
DEC	\$ 5,886.88	\$ 5,980.38	\$ 7,317.38	\$ 6,854.39	\$ 8,538.73	\$ 5,560.33	\$ 8,804.79	\$ 8,466.29	\$ 9,863.97	\$ 10,726.88	\$ 862.91	8.75%	DEC
JAN	\$ 3,840.00	\$ 4,578.42	\$ 5,388.03	\$ 7,280.21	\$ 6,341.20	\$ 6,592.23	\$ 6,461.84	\$ 10,538.20	\$ 6,789.10	\$ 12,890.64	\$ 6,101.54	89.87%	JAN
FEB	\$ 5,367.74	\$ 7,562.35	\$ 12,652.80	\$ 17,932.11	\$ 14,903.02	\$ 11,242.20	\$ 18,578.30	\$ 11,543.38	\$ 9,020.32	\$ 22,030.24	\$ 13,009.92	144.23%	FEB
MAR	\$ 4,443.51	\$ 6,156.87	\$ 9,676.76	\$ 7,399.76	\$ 8,645.24	\$ 7,858.02	\$ 11,066.02	\$ 18,201.38	\$ 14,283.00				MAR
APR	\$ 4,715.55	\$ 6,023.85	\$ 7,087.12	\$ 6,304.81	\$ 5,847.39	\$ 7,078.42	\$ 11,543.03	\$ 5,991.60	\$ 8,730.34				APR
MAY	\$ 4,041.54	\$ 5,785.89	\$ 11,262.41	\$ 5,721.80	\$ 5,510.63	\$ 6,284.91	\$ 8,703.58	\$ 5,109.64	\$ 15,303.85				MAY
JUN	\$ 6,609.71	\$ 7,223.13	\$ 5,068.72	\$ 4,031.53	\$ 6,208.07	\$ 7,650.59	\$ 6,559.25	\$ 8,868.43	\$ 15,593.79				JUN
JUL	\$ 5,685.78	\$ 6,222.33	\$ 10,407.29	\$ 5,701.06	\$ 6,298.02	\$ 7,378.63	\$ 12,834.21	\$ 6,382.74	\$ 12,423.51				JUL
AUG	\$ 8,495.26	\$ 5,363.27	\$ 7,186.22	\$ 5,050.51	\$ 6,383.87	\$ 7,422.58	\$ 9,789.46	\$ 8,972.62	\$ 12,917.00				AUG
SEP	\$ 5,723.79	\$ 6,440.98	\$ 5,963.97	\$ 6,561.67	\$ 7,042.69	\$ 10,317.09	\$ 7,693.28	\$ 9,858.70	\$ 11,321.38				SEP
TOTAL	\$62,718.61	\$71,793.91	\$92,895.06	\$85,980.72	\$ 87,940.83	\$ 95,399.29	\$110,503.64	\$111,634.58	\$129,787.35	\$ 71,599.19	\$ 32,384.71	82.58%	TOTAL

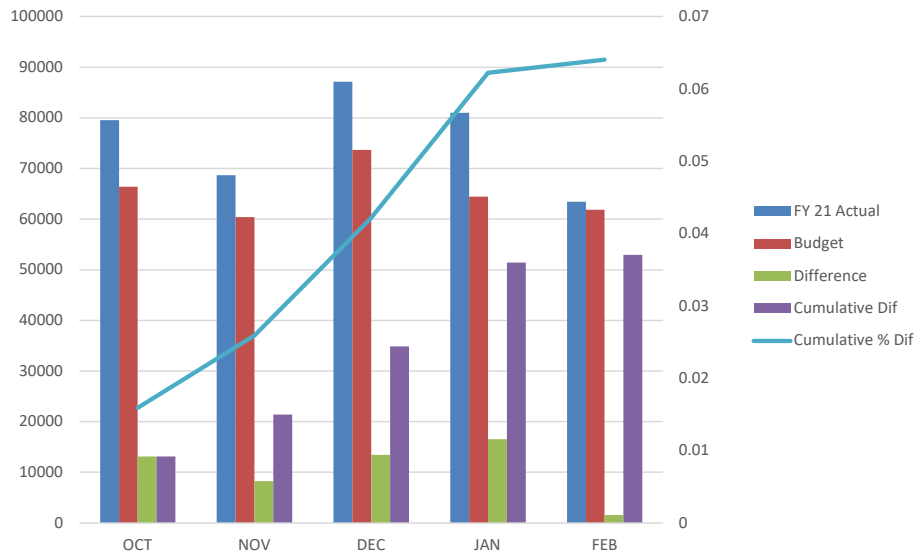


CITY OF WARRENSBURG LAW ENFORCEMENT TEN YEAR COMPARISON



	FY12	FY13	FY14	FY15	FY16	FY17	FY18	FY19	FY20	FY21	CHANGE	%	
OCT	\$ 55,646.53	\$ 68,648.72	\$ 49,734.02	\$ 69,740.56	\$ 73,177.08	\$ 74,169.96	\$ 70,492.57	\$ 62,332.51	\$ 71,710.54	\$ 79,577.66	\$ 7,867.12	10.97%	OCT
NOV	\$ 53,633.60	\$ 55,212.92	\$ 77,887.02	\$ 63,532.50	\$ 58,894.22	\$ 55,595.27	\$ 52,280.94	\$ 59,911.16	\$ 63,444.87	\$ 68,686.74	\$ 5,241.87	8.26%	NOV
DEC	\$ 68,590.40	\$ 58,370.64	\$ 65,709.45	\$ 72,535.63	\$ 79,184.98	\$ 72,791.45	\$ 100,119.52	\$ 73,344.67	\$ 71,772.51	\$ 87,141.65	\$ 15,369.14	21.41%	DEC
JAN	\$ 58,621.47	\$ 53,269.01	\$ 61,204.89	\$ 68,952.60	\$ 62,138.58	\$ 73,293.44	\$ 55,325.38	\$ 73,118.12	\$ 72,310.87	\$ 81,012.60	\$ 8,701.73	12.03%	JAN
FEB	\$ 52,660.81	\$ 55,330.96	\$ 68,707.24	\$ 61,982.30	\$ 54,930.81	\$ 53,749.36	\$ 66,673.84	\$ 66,817.69	\$ 75,654.69	\$ 63,404.45	\$ (12,250.24)	-16.19%	FEB
MAR	\$ 63,526.08	\$ 64,281.82	\$ 59,850.51	\$ 62,673.10	\$ 83,803.95	\$ 80,502.75	\$ 92,142.87	\$ 73,811.27	\$ 69,821.52				MAR
APR	\$ 72,355.32	\$ 62,409.29	\$ 64,069.15	\$ 73,651.81	\$ 67,565.62	\$ 65,452.50	\$ 74,151.28	\$ 70,352.26	\$ 79,816.54				APR
MAY	\$ 45,732.81	\$ 49,808.18	\$ 77,051.67	\$ 52,566.73	\$ 57,599.71	\$ 51,343.45	\$ 58,958.71	\$ 61,991.69	\$ 64,713.00				MAY
JUN	\$ 64,469.03	\$ 70,162.15	\$ 67,583.98	\$ 85,528.20	\$ 84,711.15	\$ 71,905.69	\$ 73,249.53	\$ 82,790.48	\$ 85,248.59				JUN
JUL	\$ 63,953.45	\$ 73,007.64	\$ 78,859.70	\$ 74,596.87	\$ 71,509.19	\$ 85,628.15	\$ 91,680.94	\$ 77,897.41	\$ 90,174.20				JUL
AUG	\$ 55,074.31	\$ 48,900.29	\$ 58,419.92	\$ 55,602.98	\$ 58,375.82	\$ 62,219.29	\$ 65,662.95	\$ 73,962.21	\$ 86,525.80				AUG
SEP	\$ 65,179.62	\$ 79,282.17	\$ 75,385.36	\$ 81,916.16	\$ 83,389.29	\$ 74,742.70	\$ 89,108.85	\$ 89,310.51	\$ 94,198.39				SEP
TOTAL	\$719,443.43	\$738,683.79	\$804,462.91	\$823,279.44	\$835,280.40	\$821,394.01	\$889,847.38	\$865,639.98	\$925,391.52	\$ 379,823.10	\$ 24,929.62	7.02%	TOTAL

FY 2021 Actual to Budget



LAW ENFORCEMENT SALES TAXES RECEIVED

