



# Director of Finance Report

Council Letter No.

January 28, 2019

Honorable Mayor and  
Members of the City Council  
City of Warrensburg, Missouri

Dear Mayor and Council Members:

The Director of Finance respectfully submits this report to augment your review of the financial information provided.

***FY18 Audit:***

The Fiscal Year 2018 Audit has finished, and staff is waiting on the initial reports from our auditors. Staff has worked diligently to prepare items for the auditors and does not foresee any negative comments regarding the City's financials.

***Budget Preparations:***

Staff has begun talks and planning for the FY20 budget. As our budget calendar is created, we will look to council for advice and availability for our Council tours and the retreat.

***Revenue Comparisons:***

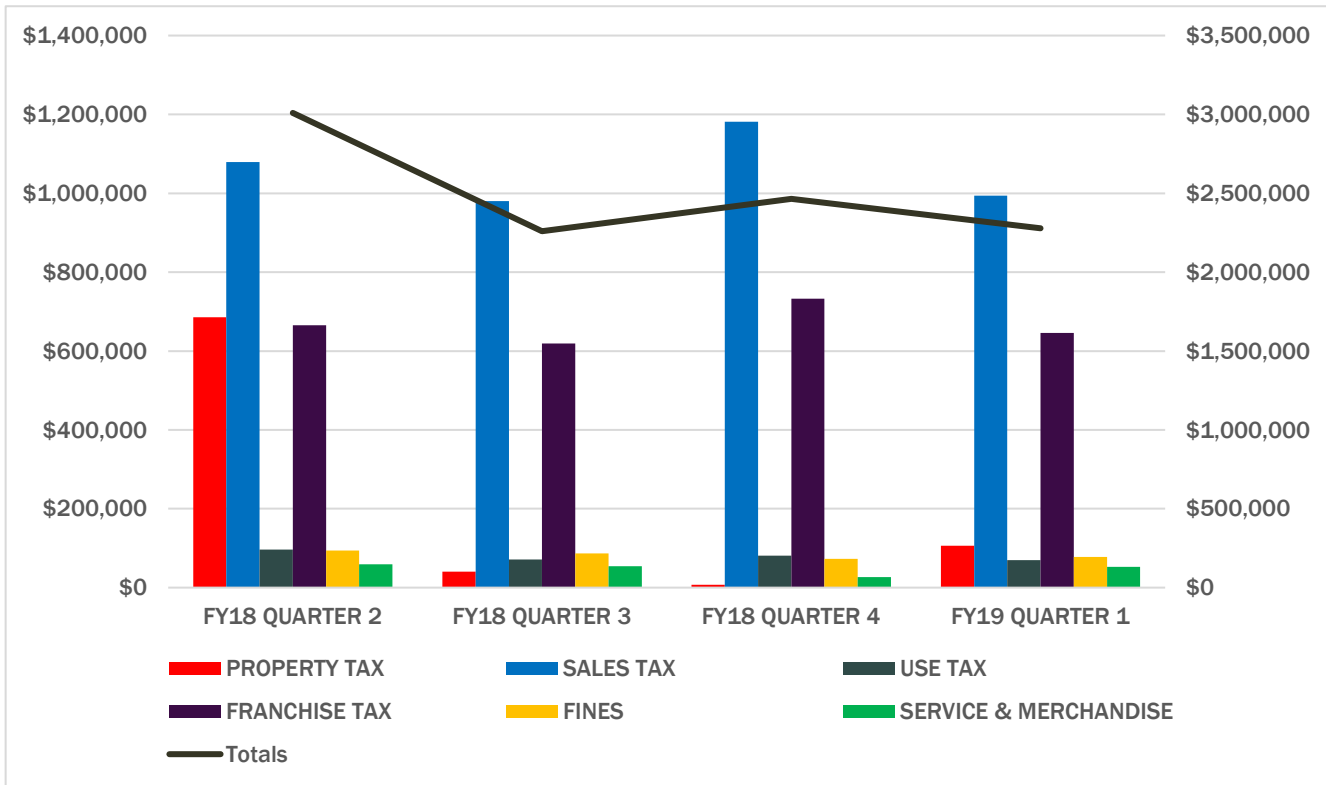
Quarterly Revenue Reports showing the current results of the FY19 first quarter are attached for your review.

First quarter revenue numbers are down when compared to the FY18 numbers but have exceeded budgeted amounts by \$2,214.

First quarter expenses are down \$289,774 when compared to FY18 numbers, and down \$328,084 when compared to the budgeted amounts.

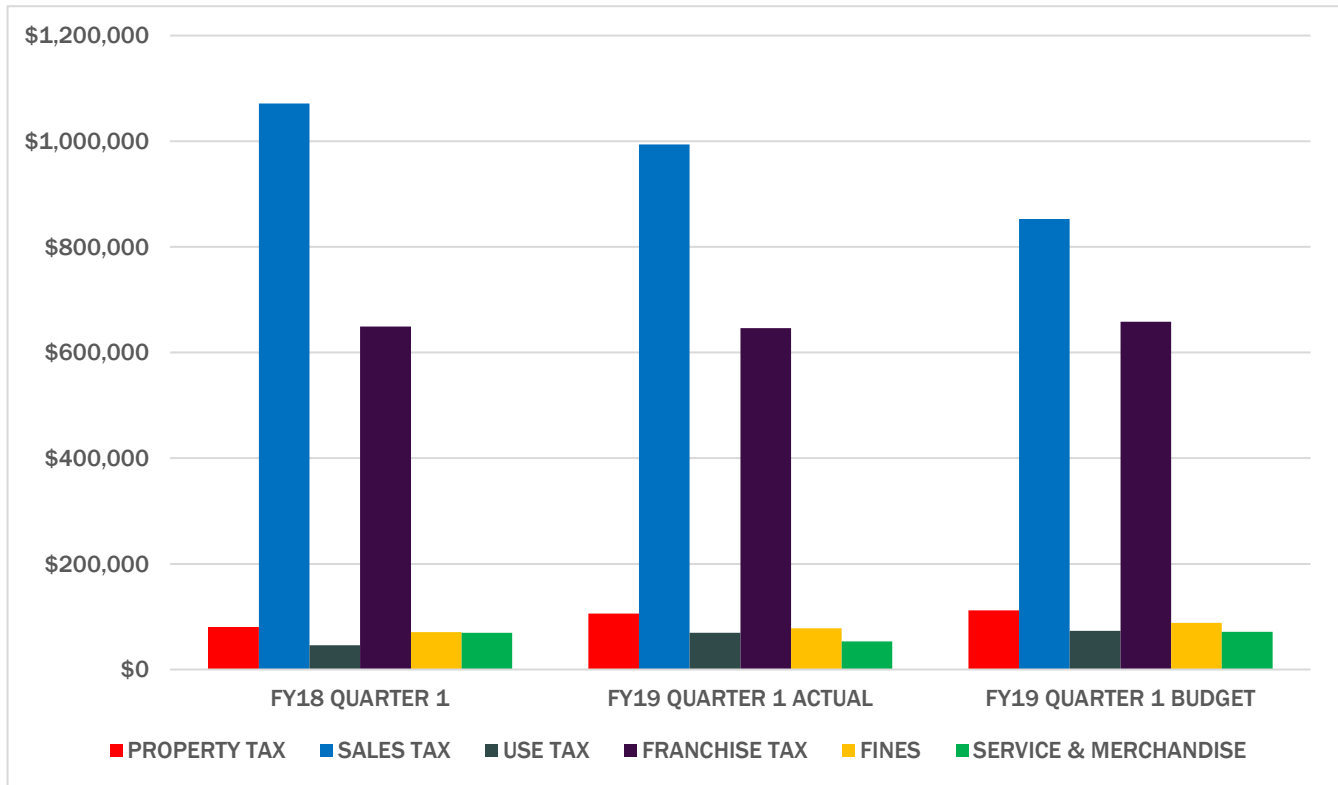
***Attachments:***        FY19 Quarterly Report (1<sup>st</sup> Quarter)

# QUARTERLY REVENUE REPORT



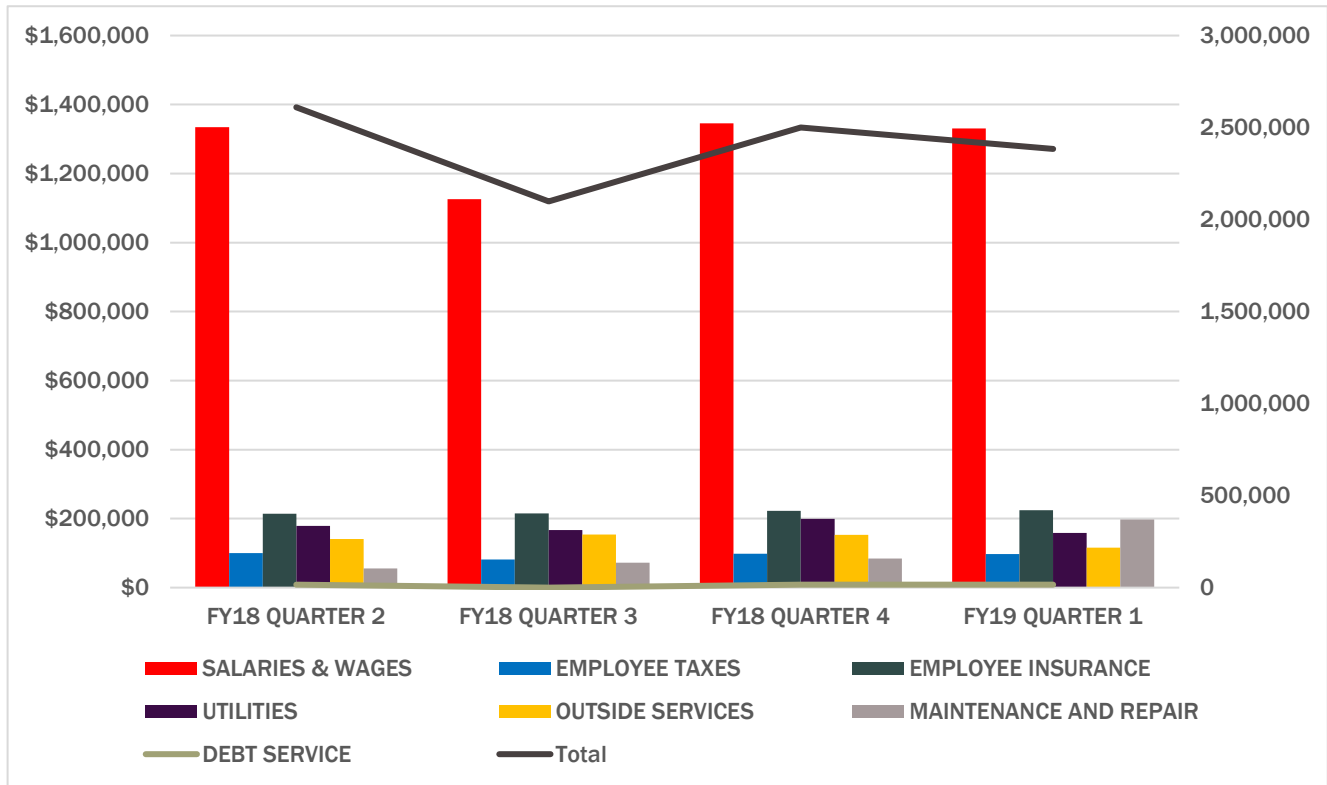
Revenue	FY18 QUARTER 2	FY18 QUARTER 3	FY18 QUARTER 4	FY19 QUARTER 1	TOTAL
PROPERTY TAX	\$685,280	\$40,571	\$7,069	\$105,956	\$838,876
SALES TAX	1,078,855	980,429	1,181,407	993,961	4,234,652
USE TAX	96,277	71,478	80,840	69,777	318,372
FRANCHISE TAX	665,615	618,975	732,537	646,018	2,663,145
TAX - NON CATEGORIZED	24,408	39,228	44,853	42,763	151,251
INTERGOVERN- FED GRANT	-	-	-	-	-
INTERGOVERN- ST GRANT	4,851	15,207	2,539	-	22,597
INTERGOVERN- LOCAL GRANT	-	-	-	1,200	1,200
LICENSES	1,915	75,990	16,864	5,749	100,518
PERMITS	33,889	23,174	34,014	26,422	117,498
FINES	93,793	87,092	72,608	77,978	331,472
SERVICE & MERCHANDISE	59,183	54,374	26,687	52,948	193,191
INTRAGOVERNMENT SVC/REIM	211,605	211,605	211,305	220,552	855,067
ASSET SALES	18,500	7,500	37,112	-	63,112
INTEREST INCOME	20,072	24,029	-	19,645.20	63,746
DONATION	14,103	9,769	9,690.71	10,587	44,150
REVENUE - NON CATEGORIZE	1,131	92	7,182	5,066	13,471
<b>Totals</b>	<b>\$3,009,477</b>	<b>\$2,259,512</b>	<b>\$2,464,706</b>	<b>\$2,278,621</b>	<b>\$10,012,317</b>

# REVENUE COMPARISON REPORT



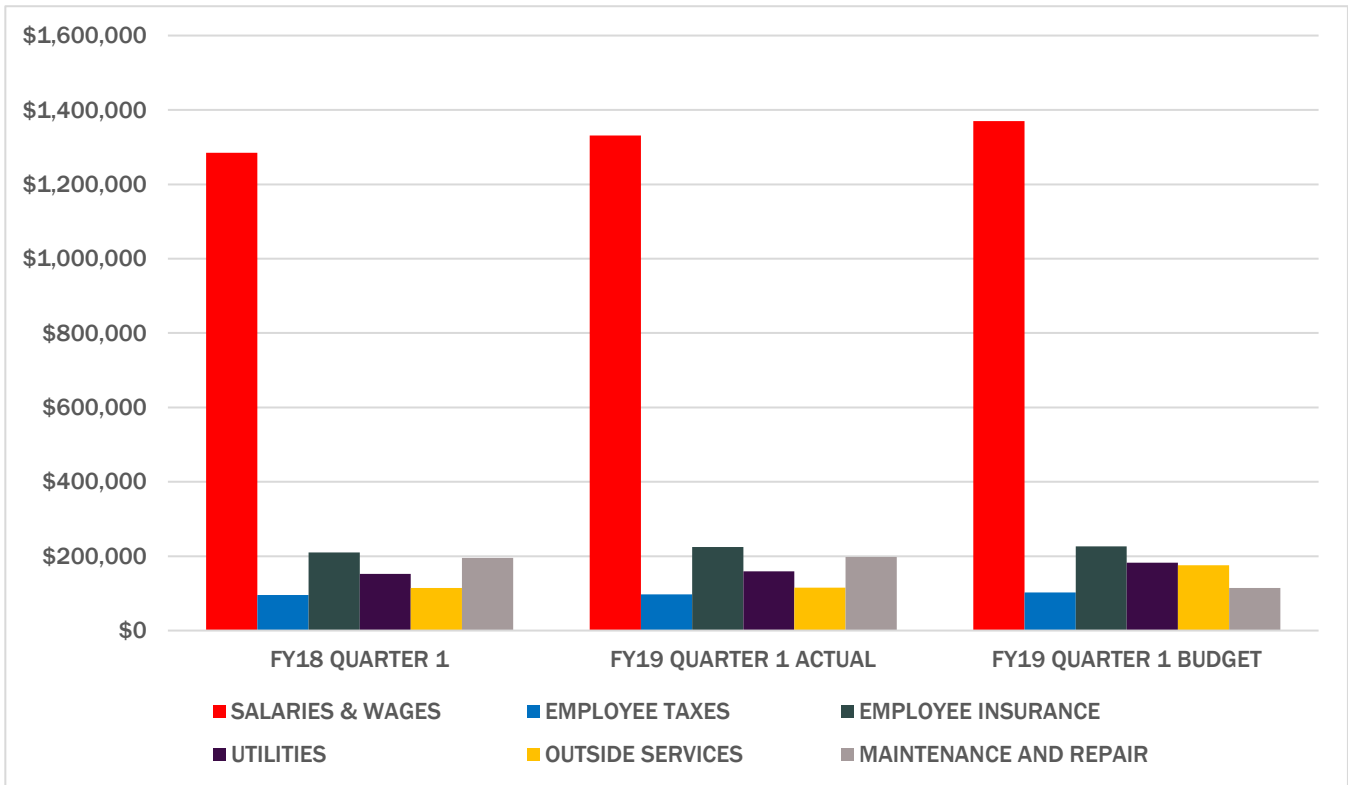
Revenue	FY18 QUARTER 1	FY19 QUARTER 1 ACTUAL	FY19 QUARTER 1 BUDGET	FY18-FY19 DIFFERENCE	FY19 BUDGET TO ACTUAL
PROPERTY TAX	\$80,648	\$105,956	\$112,000	\$25,308	-\$6,043
SALES TAX	1,071,609	993,961	852,922	-77,648	141,039
USE TAX	46,063	69,777	73,392	23,714	-3,615
FRANCHISE TAX	649,308	646,018	658,425	-3,291	-12,407
TAX - NON CATEGORIZED	42,221	42,763	33,750	542	9,013
INTERGOVERN- FED GRANT	-	-	-	-	-
INTERGOVERN- ST GRANT	7,844	-	2,500	-7,844	-2,500
INTERGOVERN- LOCAL GRANT	-	1,200	-	1,200	1,200
LICENSES	2,729	5,749	26,463	3,019	-20,714
PERMITS	56,596	26,422	29,098	-30,175	-2,676
FINES	70,494	77,978	88,225	7,485	-10,247
SERVICE & MERCHANDISE	69,556	52,948	71,579	-16,607	-18,631
INTRAGOVERNMENT SVC/REIM	211,505	220,552	226,050	9,046	-5,498
ASSET SALES	4,900	-	1,500	-4,900	-1,500
INTEREST INCOME	14,748	19,645	26,755	4,897	-7,110
DONATION	6,143	10,587	5,000	4,444	5,587
REVENUE - NON CATEGORIZE	3,216	5,066	68,750	1,850	-63,684
<b>Totals</b>	<b>\$2,337,581</b>	<b>\$2,278,621</b>	<b>\$2,276,407</b>	<b>-\$58,959</b>	<b>\$2,214</b>

# QUARTERLY EXPENSE REPORT



Expense	FY18 QUARTER 2	FY18 QUARTER 3	FY18 QUARTER 4	FY19 QUARTER 1	TOTAL
SALARIES & WAGES	\$1,334,412	\$1,125,432	\$1,345,723	\$1,330,867	\$5,136,434
EMPLOYEE TAXES	100,075	81,673	98,599	97,516	377,863
EMPLOYEE RETIREMENT	54,196	45,389	53,569	62,749	215,903
EMPLOYEE INSURANCE	213,783	215,344	222,210	224,299	875,635
WORKERS' COMPENSATION	170,218	-	11,602	-	181,820
PROGRAM & OTHER SUPPLIES	71,473	62,274	87,515	78,250	299,512
UTILITIES	178,600	167,020	199,284	158,907	703,811
OUTSIDE SERVICES	140,997	154,210	152,899	115,500	563,606
INSURANCE	199,827	-	-556	-1,572	197,699
TRAINING AND TRAVEL	12,785	15,641	19,252	16,494	64,173
DUES AND MEMBERSHIPS	2,638	2,766	1,156	7,492	14,051
COMMUNICATION	8,546	16,319	16,627	14,620	56,113
MAINTENANCE AND REPAIR	55,700	72,567	84,750	197,894	410,912
SERVICE- NON CATEGORIZED	11,554	7,718	11,924	2,957	34,152
CAPITAL - BUILDINGS	-	34,617	-	3,946	38,563
CAPITAL - EQUIPMENT	4,001	33,623	7,237	119	44,980
CAPITAL - SOFTWARE	-	-	-	-	-
CAPITAL - INFRASTRUCTURE	(24,866)	-	-	-	-24,866
CAPITAL - VEHICLES	3,187	797	104,316	-	108,300
COMMUNITY AGREEMENTS	56,926	63,252	67,560	57,786	245,525
DEBT SERVICE	16,075	-	16,075	16,075	48,224
<b>Total</b>	<b>\$2,610,129</b>	<b>\$2,098,642</b>	<b>\$2,499,741</b>	<b>\$2,383,898</b>	<b>\$9,592,411</b>

# EXPENSE COMPARISON REPORT



Expense	FY18 QUARTER 1	FY19 QUARTER 1 ACTUAL	FY19 QUARTER 1 BUDGET	FY18-FY19 DIFFERENCE	FY19 BUDGET TO ACTUAL
SALARIES & WAGES	\$1,284,377	\$1,330,867	\$1,370,141	-\$46,490	-\$39,274
EMPLOYEE TAXES	95,489	97,516	102,632	-2,027	-5,116
EMPLOYEE RETIREMENT	50,937	62,749	64,756	-11,812	-2,008
EMPLOYEE INSURANCE	210,011	224,299	226,079	-14,288	-1,781
WORKERS' COMPENSATION	-	-	54,675	-	-54,675
PROGRAM & OTHER SUPPLIES	83,721	78,250	89,875	5,471	-11,625
UTILITIES	152,136	158,907	182,384	-6,771	-23,476
OUTSIDE SERVICES	114,294	115,500	175,622	-1,206	-60,122
INSURANCE	-20	-1,572	50,000	1,552	-51,572
TRAINING AND TRAVEL	17,791	16,494	26,995	1,297	-10,501
DUES AND MEMBERSHIPS	9,712	7,492	5,076	2,221	2,416
COMMUNICATION	10,899	14,620	23,340	-3,721	-8,720
MAINTENANCE AND REPAIR	195,745	197,894	114,801	-2,149	83,093
SERVICE- NON CATEGORIZED	2,757	2,957	10,624	-200	-7,668
CAPITAL - BUILDINGS	-	3,946	-	-3,946	3,946
CAPITAL - EQUIPMENT	56,173	119	27,375	56,053	-27,256
CAPITAL - SOFTWARE	76,937	-	-	76,937	-
CAPITAL - INFRASTRUCTURE	165,120	-	1,250	165,120	-1,250
CAPITAL - VEHICLES	39,678	-	98,000	39,678	-98,000
COMMUNITY AGREEMENTS	91,840	57,786	72,280	34,054	-14,494
DEBT SERVICE	77,149	-	16,074	77,149	-
<b>Total</b>	<b>\$2,657,597</b>	<b>\$2,367,823</b>	<b>\$2,695,907</b>	<b>\$289,774</b>	<b>-\$328,084</b>