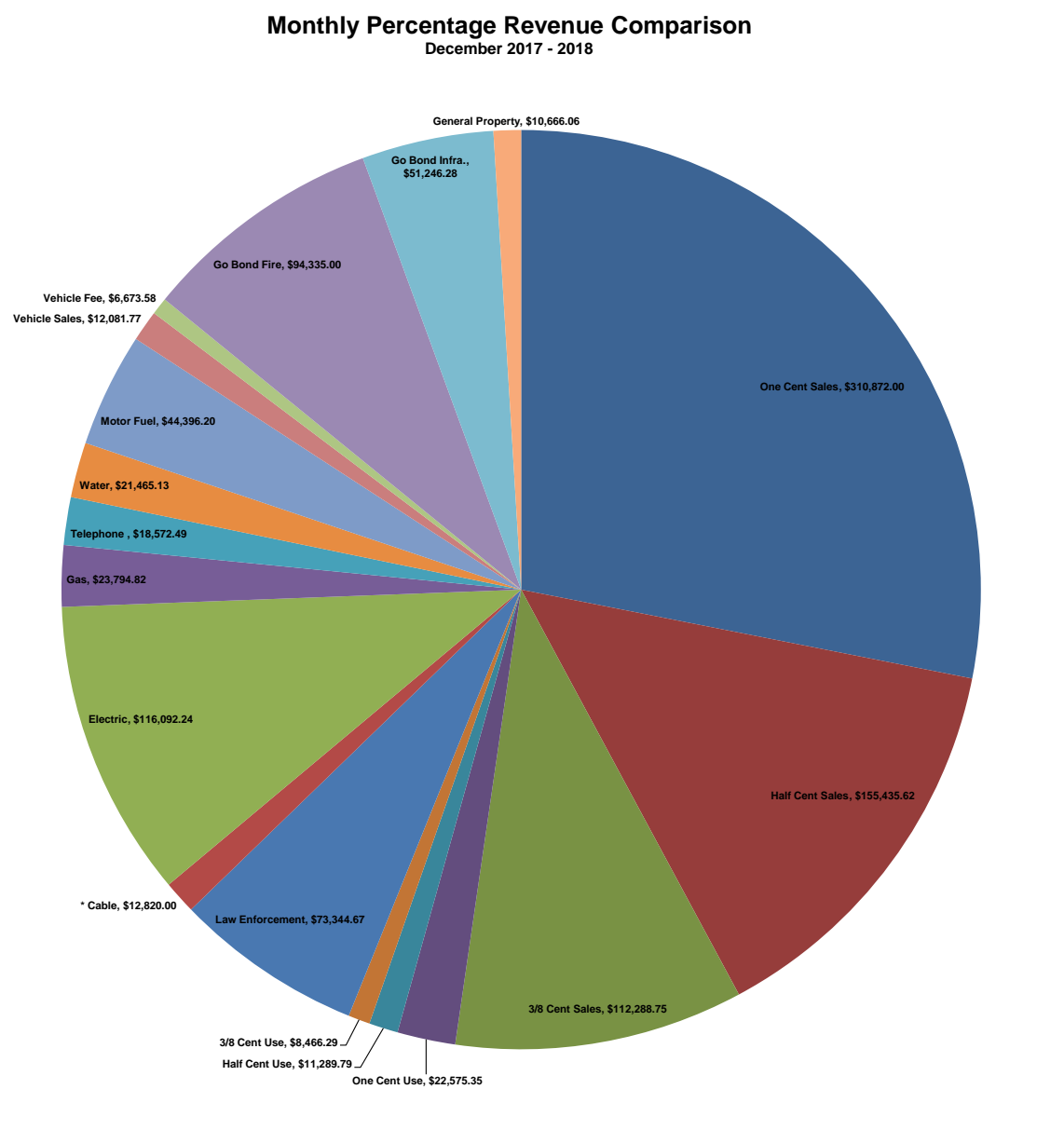
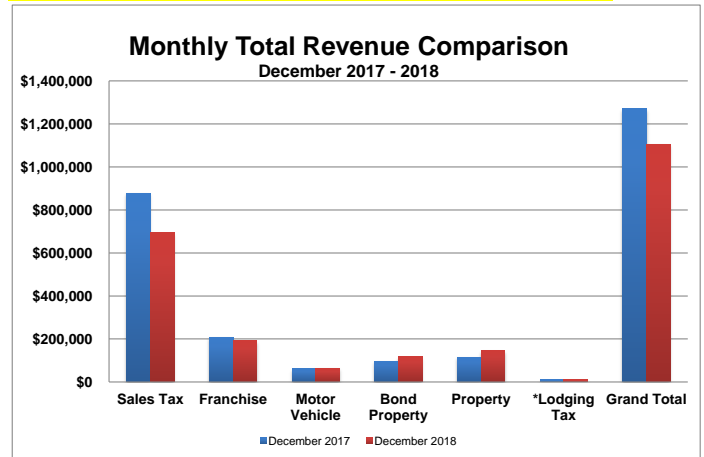




CITY OF WARRENSBURG MONTHLY REVENUE COMPARISON as of 01/08/2019

	December 2017	December 2018	Difference	%
Sales Tax				
One Cent Sales	\$394,139.78	\$310,872.00	(\$83,267.78)	-21.13%
Half Cent Sales	\$197,069.71	\$155,435.62	(\$41,634.09)	-21.13%
3/8 Cent Sales	\$141,643.10	\$112,288.75	(\$29,354.35)	-20.72%
One Cent Use	\$23,477.96	\$22,575.35	(\$902.61)	-3.84%
Half Cent Use	\$11,741.19	\$11,289.79	(\$451.40)	-3.84%
3/8 Cent Use	\$8,804.79	\$8,466.29	(\$338.50)	-3.84%
Law Enforcement	\$100,119.52	\$73,344.67	(\$26,774.85)	-26.74%
Total	\$876,996.05	\$694,272.47	(\$182,723.58)	-20.84%
Franchise				
* Cable	\$13,523.64	\$12,820.00	(\$703.64)	-5.20%
Electric	\$121,274.30	\$116,092.24	(\$5,182.06)	-4.27%
Gas	\$22,081.55	\$23,794.82	\$1,713.27	7.76%
Telephone	\$34,447.24	\$18,572.49	(\$15,874.75)	-46.08%
Water	\$15,449.82	\$21,465.13	\$6,015.31	38.93%
Total	\$206,776.55	\$192,744.68	(\$14,031.87)	-6.79%
Motor Vehicle				
Motor Fuel	\$43,017.04	\$44,396.20	\$1,379.16	3.21%
Vehicle Sales	\$13,032.20	\$12,081.77	(\$950.43)	-7.29%
Vehicle Fee	\$6,140.40	\$6,673.58	\$533.18	8.68%
Total	\$62,189.64	\$63,151.55	\$961.91	1.55%
Bond Property				
Go Bond Fire	\$23,041.90	\$27,685.94	\$4,644.04	20.15%
Go Bond Infra.	\$74,063.25	\$88,990.51	\$14,927.26	20.15%
Total	\$97,105.15	\$116,676.45	\$19,571.30	
Property				
General Property	\$74,141.22	\$94,335.00	\$20,193.78	27.24%
Parks Property	\$40,276.27	\$51,246.28	\$10,970.01	27.24%
Total	\$114,417.49	\$145,581.28	\$31,163.79	27.24%
*Lodging Tax	\$10,528.83	\$10,666.06	\$137.23	1.30%
Grand Total	\$1,270,908.56	\$1,106,416.04	(\$164,492.52)	-12.94%

*Estimated

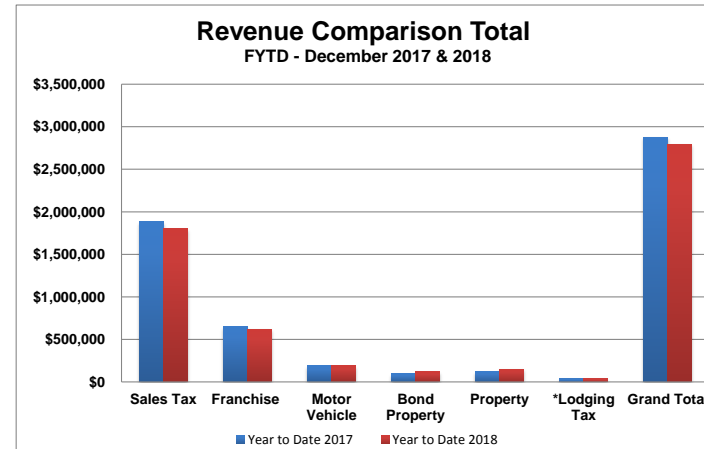




CITY OF WARRENSBURG MONTHLY REVENUE COMPARISON as of 01/08/2019

	Year to Date 2017	Year to Date 2018	Difference	%
Sales Tax				
One Cent Sales	\$848,715.71	\$790,966.86	(\$57,748.85)	-6.80%
Half Cent Sales	\$424,357.46	\$395,482.68	(\$28,874.78)	-6.80%
3/8 Cent Sales	\$303,202.71	\$287,841.85	(\$15,360.86)	-5.07%
One Cent Use	\$46,062.93	\$69,776.66	\$23,713.73	51.48%
Half Cent Use	\$23,035.79	\$34,894.88	\$11,859.09	51.48%
3/8 Cent Use	\$17,274.67	\$26,167.89	\$8,893.22	51.48%
Law Enforcement	\$222,893.03	\$195,588.34	(\$27,304.69)	-12.25%
Total	\$1,885,542.30	\$1,800,719.16	(\$84,823.14)	-4.50%
Franchise				
* Cable	\$40,543.94	\$38,456.31	(\$2,087.63)	-5.15%
Electric	\$424,016.57	\$394,071.77	(\$29,944.80)	-7.06%
Gas	\$49,153.44	\$48,057.25	(\$1,096.19)	-2.23%
Telephone	\$76,689.34	\$60,598.41	(\$16,090.93)	-20.98%
Water	\$59,584.95	\$76,075.45	\$16,490.50	27.68%
Total	\$649,988.24	\$617,259.19	(\$32,729.05)	-5.04%
Motor Vehicle				
Motor Fuel	\$128,587.49	\$133,622.54	\$5,035.05	3.92%
Vehicle Sales	\$39,915.78	\$39,110.59	(\$805.19)	-2.02%
Vehicle Fee	\$19,732.15	\$19,079.82	(\$652.33)	-3.31%
Total	\$188,235.42	\$191,812.95	\$3,577.53	1.90%
Bond Property				
Go Bond Fire	\$23,041.90	\$27,803.45	\$4,761.55	20.66%
Go Bond Infra.	\$74,063.25	\$89,368.23	\$15,304.98	20.66%
Total	\$97,105.15	\$117,171.68	\$20,066.53	
Property				
General Property	\$76,299.84	\$96,194.76	\$19,894.92	26.07%
Parks Property	\$41,448.68	\$52,256.58	\$10,807.90	26.08%
Total	\$117,748.52	\$148,451.34	\$30,702.82	26.07%
*Lodging Tax	\$37,634.09	\$38,558.89	\$924.80	2.46%
Grand Total	\$2,879,148.57	\$2,796,801.53	(\$82,347.04)	-2.86%

*Estimated



Revenue Comparison Percentage FYTD - December 2017 & 2018

