

**Permit Review  
Contact  
Information  
(660)747-9135**

**Planning Review**

**Angela Eley**  
City Planner

**Building Review**

**Roland Kitchen, CBO**  
Building Official

**Building Inspection**

**Brett Penrose**  
Building Inspector

**Permits**

**Debra Brooke**  
Permit Clerk



---

102 S. Holden St.  
Warrensburg, MO 64093


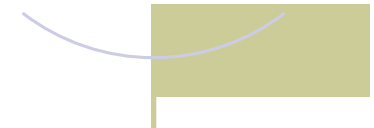
Phone: 660-747-9135  
Fax: 660-747-8927


---

*City of Warrensburg*



**Deck  
Permits**





## Obtaining a Deck Permit

### Who needs a deck permit?

Anyone building a new deck, replacing or adding onto an existing deck needs to obtain a building permit.

### How do I apply for a deck permit?

When applying for a deck permit, you will need to turn in a Permit Application, Site Plan and deck plans. Permit applications may be obtained from the Permit Clerk at City Hall or you can find them on our website, [www.warrensburg-mo.com](http://www.warrensburg-mo.com). The Site Plan will need to show where on your lot the deck will be placed. You will need to provide the distances from each side of the deck to your property line on the Site Plan. The Site Plan should also show the dimensions of the deck. The deck plans should show the footing specifications, support posts, and the size, span, grade & species of lumber to be used.

### What inspections are required?

1. Footing inspection
2. Final/Framing inspection

There are typically just two inspections required to satisfy the deck permit requirements. Please keep in mind, however, that unique situations may arise and if so, please contact the Building Official or Building Inspector if you have questions or concerns.

## What you need to know before building your deck.

### Deck Footing

The posts must be set on concrete footings and the footing shall be 36-inches deep. Call for an inspection after the holes are dug in order for the inspector to verify the proper depth. Once approved, the concrete can be poured for the posts to set on.

### Guardrails

Guardrails are required on any floor surface that is raised 30-inches or greater from ground level. Guardrails should be of proper height (36-inches) and have proper spacing between spindles (no more than 4-inches between each).

### Deck Stairs

When building the stairs for your deck, remember the following items:

- Minimum Height for Handrail is 34-inches.
- Maximum Riser Height is 7 3/4-inches.
- Minimum Tread Depth is 10-inches.
- A 6-inch sphere should be unable to pass through between the bottom of the handrail and the top of each step.
- The deck landing should be 36-inches in the direction of travel.

